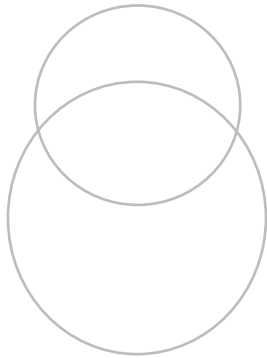


Drawing Class


Follow the instructions to learn how to draw Millie.




Step 1
Draw two big circles.




Step 2
Add two triangles, two ovals and a line.



Step 3
Draw around the outline as shown.
Erase the overlapping lines.



Step 4
Draw a face and add two triangular
shapes for the inner ears.



Step 5
Draw two lines for the legs and add
a Millie's favourite flower.