



## Drawing Class


Follow the instructions to learn how to draw a dog.




Step 1  
Draw an oval and a rectangular shape.




Step 2  
Add 4 ovals.




Step 3  
Draw around the outline as shown.  
Erase the overlapping lines.



Step 4  
Draw a nose and a mouth.



Step 5  
Draw two eyes and two legs.



Step 6  
Add a tail.