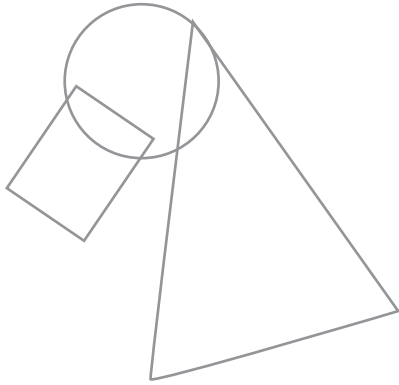
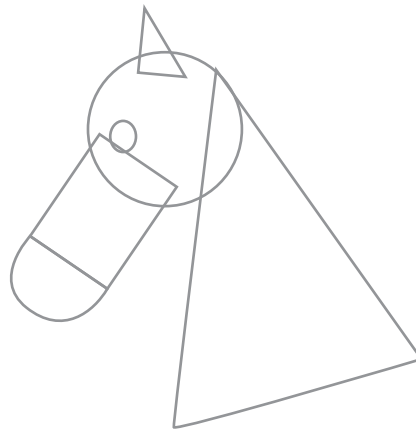


Drawing Class


Follow the instructions to learn how to draw a Pony.




Step 1
Draw a circle, a rectangle and a big triangle shape.




Step 2
Add a small triangle, a small circle and a half circle.



Step 3
Draw around the edges letting the lines curve as shown.



Step 4
Erase the previous pencil lines, you are left with this.



Step 5
Add details, such as the eye, mouth, hair and a heart necklace.